

13AGC WAG CII/CIII

IDP 8 AA





Jul 7-18, 2013

Page: 1
Printed: 7/15/2013 4:36 PM

Women / 18

Session: 19W





Judge's Signatures

| Rank | Num | Name/Gym | |  |  |  |  | AA | |
|-----------------|-----|--------------------------|---------|---|--|---|---|---------|--------|
| 1 | 405 | Talia Folino VIC | Prelims | Diff: | 6.000 | 6.000 | 6.000 | 5.400 | 58.775 |
| | | | | Exec: | 9.300 | 8.125 | 8.525 | 8.825 | |
| | | | | ND: | --- | --- | --- | 0.600 | |
| | | | | Final: | 15.300 | 14.125 | 14.525 | 14.825 | |
| | | | | | | | | | |
| | | | Finals | Diff: | 8.000 | 6.000 | 6.000 | 5.100 | |
| | | | | Exec: | 8.925 | 7.175 | 7.275 | 7.300 | |
| | | | | ND: | --- | 0.200 | 2.500 | 1.200 | |
| | | | | Final: | 16.925 | 13.375 | 15.775 | 13.600 | |
| | | | | | | | | | |
| Combined Total: | | | | | | | | 118.450 | |
| 2 | 318 | Emi Watterson QLD | Prelims | Diff: | 6.000 | 6.000 | 6.000 | 6.000 | 57.250 |
| | | | | Exec: | 8.725 | 7.800 | 8.325 | 7.800 | |
| | | | | ND: | --- | --- | --- | 0.600 | |
| | | | | Final: | 14.725 | 13.800 | 14.325 | 14.400 | |
| | | | | | | | | | |
| | | | Finals | Diff: | 7.600 | 6.000 | 6.000 | 6.000 | |
| | | | | Exec: | 8.800 | 6.900 | 8.475 | 7.775 | |
| | | | | ND: | --- | 2.000 | 0.300 | 0.300 | |
| | | | | Final: | 16.400 | 14.900 | 14.775 | 14.075 | |
| | | | | | | | | | |
| Combined Total: | | | | | | | | 117.400 | |
| 3 | 410 | Jade Vella-Wright VIC | Prelims | Diff: | 6.000 | 6.000 | 6.000 | 5.400 | 54.200 |
| | | | | Exec: | 8.600 | 7.925 | 7.275 | 6.700 | |
| | | | | ND: | --- | --- | --- | 0.300 | |
| | | | | Final: | 14.600 | 13.925 | 13.275 | 12.400 | |
| | | | | | | | | | |
| | | | Finals | Diff: | 8.000 | 6.000 | 5.400 | 4.800 | |
| | | | | Exec: | 8.900 | 8.200 | 6.750 | 6.325 | |
| | | | | ND: | --- | 0.200 | 0.400 | 0.600 | |
| | | | | Final: | 16.900 | 14.400 | 12.550 | 11.725 | |
| | | | | | | | | | |
| Combined Total: | | | | | | | | 109.775 | |
| 4 | 409 | Logan Sharrock VIC | Prelims | Diff: | 6.000 | 6.000 | 6.000 | 5.400 | 53.525 |
| | | | | Exec: | 8.775 | 8.075 | 6.575 | 6.400 | |
| | | | | ND: | --- | --- | --- | 0.300 | |
| | | | | Final: | 14.775 | 14.075 | 12.575 | 12.100 | |
| | | | | | | | | | |
| | | | Finals | Diff: | 8.000 | 6.000 | 6.000 | 4.500 | |
| | | | | Exec: | 7.600 | 7.450 | 7.450 | 7.175 | |
| | | | | ND: | --- | --- | 1.700 | 0.300 | |
| | | | | Final: | 15.600 | 13.450 | 15.150 | 11.975 | |
| | | | | | | | | | |
| Combined Total: | | | | | | | | 109.700 | |
| 5 | 316 | Jaime Clarke QLD | Prelims | Diff: | 6.000 | 6.000 | 6.000 | 5.400 | 53.725 |
| | | | | Exec: | 8.075 | 6.800 | 7.825 | 7.025 | |
| | | | | ND: | --- | --- | --- | 0.600 | |
| | | | | Final: | 14.075 | 12.800 | 13.825 | 13.025 | |
| | | | | | | | | | |
| | | | Finals | Diff: | 7.600 | 6.000 | 6.000 | 4.500 | |
| | | | | Exec: | 8.150 | 6.975 | 7.800 | 6.850 | |
| | | | | ND: | --- | --- | 0.300 | 0.300 | |
| | | | | Final: | 15.750 | 12.975 | 14.100 | 11.650 | |
| | | | | | | | | | |
| Combined Total: | | | | | | | | 108.200 | |

13AGC WAG CII/CIII

IDP 8 AA





Jul 7-18, 2013

| Rank | Num | Name/Gym | |  |  |  |  | AA | |
|-----------------|-----|-----------------------|---------|---|--|---|---|---------|--------|
| 6 | 406 | Rachel Laval VIC | Prelims | Diff: | 6.000 | 6.000 | 6.000 | 5.400 | 52.325 |
| | | | | Exec: | 7.175 | 6.400 | 7.425 | 7.625 | |
| | | | | ND: | --- | --- | --- | 0.300 | |
| | | | | Final: | 13.175 | 12.400 | 13.425 | 13.325 | |
| | | | | Final: | 13.175 | 12.400 | 13.425 | 13.325 | |
| | | | Finals | Diff: | 8.000 | 6.000 | 6.000 | 5.100 | |
| | | | | Exec: | 8.375 | 6.300 | 7.525 | 7.275 | |
| | | | | ND: | --- | --- | 0.500 | 0.300 | |
| | | | | Final: | 16.375 | 12.300 | 14.025 | 12.675 | |
| | | | | Final: | 16.375 | 12.300 | 14.025 | 12.675 | |
| Combined Total: | | | | | | | | 107.700 | |
| 7 | 274 | Cassidy Ercole NSW | Prelims | Diff: | 6.000 | 6.000 | 5.400 | 5.400 | 52.050 |
| | | | | Exec: | 8.725 | 6.300 | 6.950 | 7.275 | |
| | | | | ND: | --- | --- | --- | --- | |
| | | | | Final: | 14.725 | 12.300 | 12.350 | 12.675 | |
| | | | | Final: | 14.725 | 12.300 | 12.350 | 12.675 | |
| | | | Finals | Diff: | 8.000 | 6.000 | 6.000 | 4.200 | |
| | | | | Exec: | 8.800 | 6.375 | 4.225 | 6.725 | |
| | | | | ND: | --- | 0.300 | 2.600 | 1.700 | |
| | | | | Final: | 16.800 | 12.675 | 12.825 | 12.625 | |
| | | | | Final: | 16.800 | 12.675 | 12.825 | 12.625 | |
| Combined Total: | | | | | | | | 106.975 | |
| 8 | 317 | Holly Cushing QLD | Prelims | Diff: | 6.000 | 6.000 | 5.400 | 4.800 | 51.025 |
| | | | | Exec: | 7.175 | 6.850 | 6.750 | 8.050 | |
| | | | | ND: | --- | --- | --- | --- | |
| | | | | Final: | 13.175 | 12.850 | 12.150 | 12.850 | |
| | | | | Final: | 13.175 | 12.850 | 12.150 | 12.850 | |
| | | | Finals | Diff: | 7.600 | 6.000 | 6.000 | 5.100 | |
| | | | | Exec: | 8.075 | 6.700 | 7.700 | 6.000 | |
| | | | | ND: | --- | 0.800 | 0.600 | --- | |
| | | | | Final: | 15.675 | 13.500 | 14.300 | 11.100 | |
| | | | | Final: | 15.675 | 13.500 | 14.300 | 11.100 | |
| Combined Total: | | | | | | | | 105.600 | |
| 9 | 408 | Madison Moore VIC | Prelims | Diff: | 6.000 | 6.000 | 5.700 | 4.800 | 48.450 |
| | | | | Exec: | 7.550 | 4.650 | 6.275 | 7.475 | |
| | | | | ND: | --- | --- | --- | --- | |
| | | | | Final: | 13.550 | 10.650 | 11.975 | 12.275 | |
| | | | | Final: | 13.550 | 10.650 | 11.975 | 12.275 | |
| | | | Finals | Diff: | 8.000 | 6.000 | 5.100 | 5.100 | |
| | | | | Exec: | 8.900 | 6.850 | 7.475 | 8.100 | |
| | | | | ND: | --- | --- | 0.400 | --- | |
| | | | | Final: | 16.900 | 12.850 | 12.975 | 13.200 | |
| | | | | Final: | 16.900 | 12.850 | 12.975 | 13.200 | |
| Combined Total: | | | | | | | | 104.375 | |
| 10 | 407 | Kate McDonald VIC | Prelims | Diff: | 6.000 | 6.000 | 5.700 | 3.000 | 49.275 |
| | | | | Exec: | 7.800 | 7.325 | 8.050 | 5.500 | |
| | | | | ND: | --- | --- | -0.100 | --- | |
| | | | | Final: | 13.800 | 13.325 | 13.650 | 8.500 | |
| | | | | Final: | 13.800 | 13.325 | 13.650 | 8.500 | |
| | | | Finals | Diff: | 8.000 | 6.000 | 6.000 | 2.700 | |
| | | | | Exec: | 8.650 | 6.375 | 7.100 | 5.075 | |
| | | | | ND: | --- | --- | 1.300 | --- | |
| | | | | Final: | 16.650 | 12.375 | 14.400 | 7.775 | |
| | | | | Final: | 16.650 | 12.375 | 14.400 | 7.775 | |
| Combined Total: | | | | | | | | 100.475 | |

13AGC WAG CII/CIII

IDP 8 AA

Jul 7-18, 2013

| Rank | Num | Name/Gym | |  |  |  |  | AA | | |
|-----------------|-----|--------------------|---------|---|--|---|---|--------|--|--------|
| 11 | 460 | Anna Mackay WA | Prelims | Diff: | 4.000 | 6.000 | 6.000 | 4.800 | | |
| | | | | Exec: | 8.475 | 6.475 | 6.800 | 6.550 | | |
| | | | | ND: | --- | --- | --- | --- | | |
| | | | | Final: | 12.475 | 12.475 | 12.800 | 11.350 | | 49.100 |
| | | | | | | | | | | |
| | | | Finals | Diff: | 3.200 | 6.000 | 5.400 | 5.100 | | |
| | | | | Exec: | 8.500 | 6.700 | 6.500 | 6.450 | | |
| | | | | ND: | --- | 0.600 | --- | --- | | |
| | | | | Final: | 11.700 | 13.300 | 11.900 | 11.550 | | 48.450 |
| | | | | | | | | | | |
| Combined Total: | | | | | | | | 97.550 | | |
| 12 | 458 | Lily Gresele WA | Prelims | Diff: | 4.000 | --- | 6.000 | 4.800 | | |
| | | | | Exec: | 8.825 | --- | 7.325 | 6.725 | | |
| | | | | ND: | --- | --- | --- | --- | | |
| | | | | Final: | 12.825 | --- | 13.325 | 11.525 | | 37.675 |
| | | | | | | | | | | |
| | | | Finals | Diff: | 3.200 | --- | 6.000 | 4.200 | | |
| | | | | Exec: | 8.775 | --- | 8.475 | 7.225 | | |
| | | | | ND: | --- | --- | 1.900 | --- | | |
| | | | | Final: | 11.975 | --- | 16.375 | 11.425 | | 39.775 |
| | | | | | | | | | | |
| Combined Total: | | | | | | | | 77.450 | | |
| 13 | 459 | Amy Mackay WA | Prelims | Diff: | 0.000 | --- | 6.000 | 4.200 | | |
| | | | | Exec: | 0.000 | --- | 6.350 | 6.325 | | |
| | | | | ND: | --- | --- | --- | --- | | |
| | | | | Final: | 0.000 | --- | 12.350 | 10.525 | | 22.875 |
| | | | | | | | | | | |
| | | | Finals | Diff: | 0.000 | --- | 6.000 | 4.200 | | |
| | | | | Exec: | 0.000 | --- | 5.700 | 6.125 | | |
| | | | | ND: | --- | --- | 0.200 | -0.100 | | |
| | | | | Final: | --- | --- | 11.900 | 10.225 | | 22.125 |
| | | | | | | | | | | |
| Combined Total: | | | | | | | | 45.000 | | |